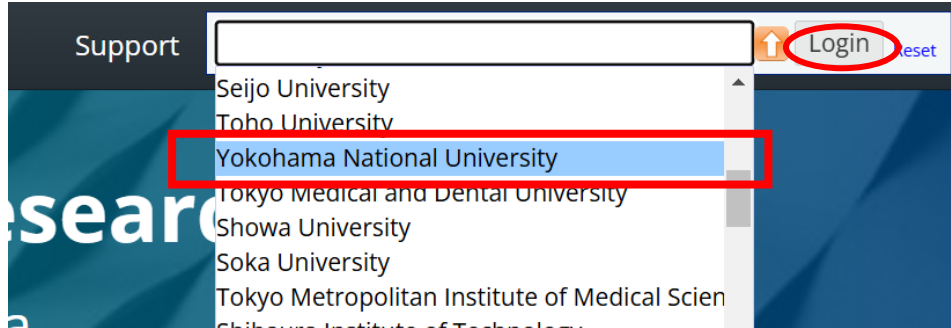


How to log in to the “GakuNin” System from off-campus

1. Access the [GakuNin System](#) login screen and select "Yokohama National University" from your affiliated institution.



2. Enter your YNU login ID and password, and press the login button



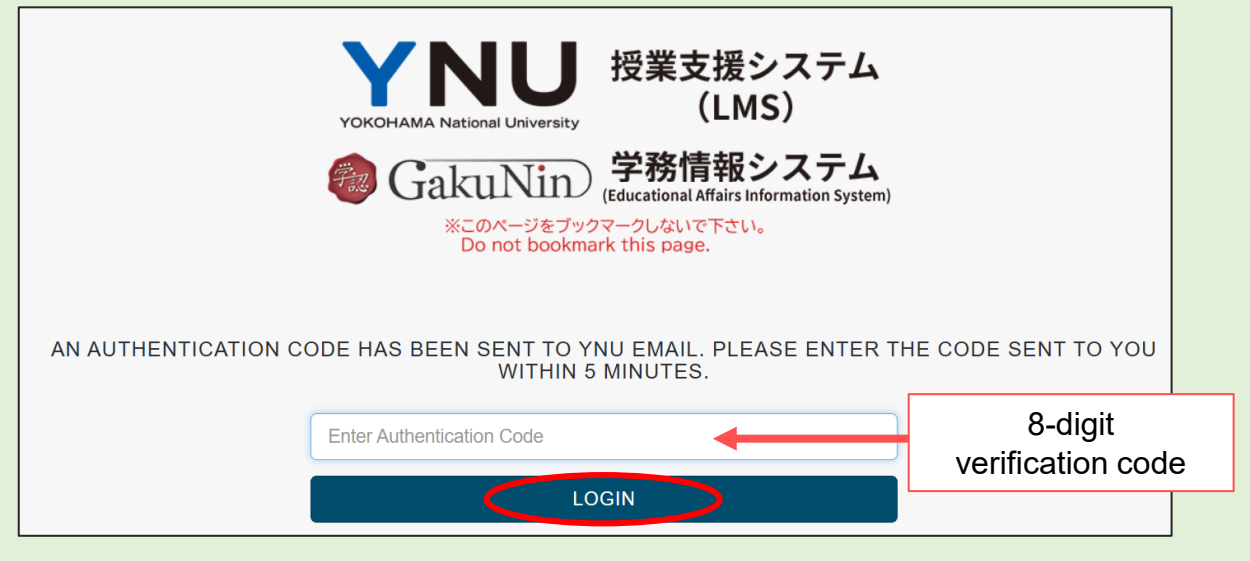
“This step does not occur if you are on campus.”

3. You will receive a verification code as notification email to your YNU email, so check the 8-digit verification code.

Sender : itsc-netwk@ynu.ac.jp
Mail receipt : Your YNU email address
Title : YNU-ITSC : Authentication Code

Mail body:
[YNU-ITSC] Authentication Code : XXXXXXXX
(8-digit verification code)

4. Enter the 8-digit verification code within 5 minutes and press the login button



5. You can successfully login to the GakuNin System.

Troubleshooting

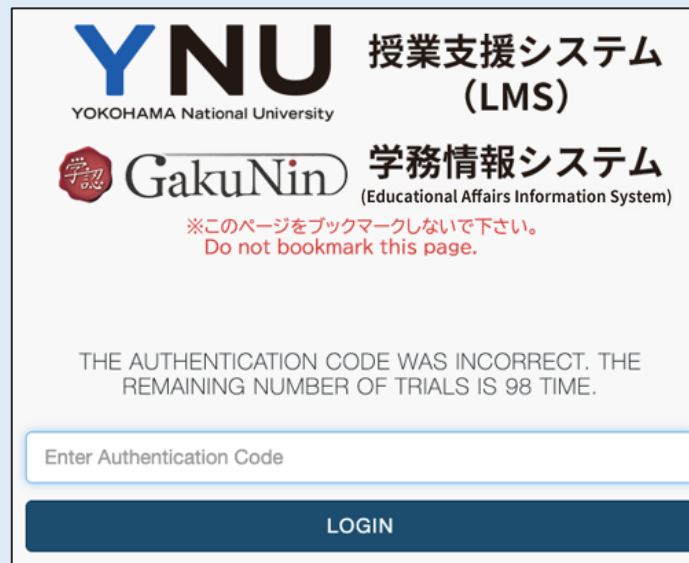


The screenshot shows the YNU login page with a red error banner at the top that reads "Authentication Failed". Below the banner, the YNU logo and "YOKOHAMA National University" are displayed. To the right, the text "授業支援システム (LMS)" and "学務情報システム (Educational Affairs Information System)" are shown, along with the GakuNin logo. A red warning message states: "※このページをブックマークしないで下さい。 Do not bookmark this page." Below this, there are two input fields: the first is a blacked-out box representing the login ID, and the second is a password field with masked characters. At the bottom is a blue "LOG IN" button.

Error details: “Authentication failed.”

Cause: YNU login ID or password was incorrect

What to do: Please check and enter your YNU login ID and password carefully.



The screenshot shows the YNU login page with a message stating: "THE AUTHENTICATION CODE WAS INCORRECT. THE REMAINING NUMBER OF TRIALS IS 98 TIME." Below this message is a text input field labeled "Enter Authentication Code". At the bottom is a blue "LOGIN" button. The page also features the YNU logo, university name, system names, and the GakuNin logo with the same red warning message as the first screenshot.

Error details: “The authentication code was incorrect.”

Cause: The verification code was entered incorrectly.

What to do: Please check the 8-digit number received in your YNU email carefully before entering it.



The screenshot shows the YNU login page with a blue error banner at the top that reads "Login processed timed out. Restarting...". Below the banner, the YNU logo and "YOKOHAMA National University" are displayed. To the right, the text "授業支援システム (LMS)" and "学務情報システム (Educational Affairs Information System)" are shown, along with the GakuNin logo. A red warning message states: "※このページをブックマークしないで下さい。 Do not bookmark this page." Below this, there are two input fields: the first is a blacked-out box representing the login ID, and the second is a password field labeled "Password". At the bottom is a blue "LOG IN" button.

Error details: “Login processed timed out. Restarting.”

Cause: You did not enter the verification code **within 5 minutes**.

What to do: Please start over from step 1 on the previous page.